

SABANCI UNIVERSITY

INTERNATIONAL STUDENTS GUIDE



2022-2023

#OurStrengthForTheFuture

Sabancı Universitesi

The information in this booklet is subject to the decisions of Executive Board of Sabancı University and the regulations approved YOK (Higher Education Council).

*Throughout your studies at Sabancı University, it is required to follow-up all new and updated arrangements and regulations via our official web site.
www.sabanciuniv.edu*

SABANCI UNIVERSITY

Sabancı University will be a participatory institution that is financially and administratively self sufficient and sustainable. Sabancı University will be sensitive to the needs of its students, their families, employees, administrators and the entire society.

We will strive to define and make visible all issues that concern us at large, and focus on applied techniques to meet the social and technological needs of the future. We will adopt an interdisciplinary approach of “learning to learn” to cultivate knowledge, support education and facilitate social advancement.

The University will cultivate its existing local and regional comparative advantages to generate, articulate, uncover and develop leading-edge knowledge in order to create competitive competencies within an international and global context. The University will take active initiative to form and to select international and global educational and research networks.

Keywords of our Philosophy

- Student/Stakeholder Focused
- Participatory
- Socially Responsible
- Application-Oriented
- Developing and Disseminating Knowledge and Science
- Interdisciplinary
- Self-Sufficient
- Teamwork Oriented
- Local, Regional, Global
- Learning to Learn

Vision:

We will be an innovative institution responsive to the needs of all our constituents through a participatory culture that embraces diversity and freedoms. We will have an interdisciplinary educational infrastructure that will create and disseminate knowledge. Sabancı University aspires to become an international reference point for innovation in education and research.

Mission:

“Creating and Developing Together”

Our mission is to develop internationally competent and confident individuals, enriched with the ability to reflect critically and independently, combined with a strong sense of social responsibility; and, to contribute to the development of science and technology on a global level, as well as disseminating the knowledge created to the benefit of the community.

CONTENT

WELCOME TO ISTANBUL, TURKEY

BEFORE ARRIVAL

Visa.....	2
Residence Permit Application.....	2
Dormitory Application.....	4
Course Registration.....	5
Learning Agreement.....	5
Academic Advisor.....	5
Buddy Students	5
SU-net username and password and Wired MAC address registration.....	5
How to get to campus.....	6
Checklist.....	7

AFTER ARRIVAL

Orientation.....	8
Registration at Sabancı University.....	8
Student ID Card.....	8
Tax Number.....	9
CellPhoneRegistration.....	10
Student IETT Card.....	11
Student Certificate.....	11
Course add-drops.....	11
Turkish Language Courses.....	12
Residence Permit Renewal.....	12
Checklist.....	13

WHAT IS WHERE ON CAMPUS.....14-17

LIVING IN ISTANBUL

History of Istanbul & Religion.....	18
Fun & Night Life.....	19
Things To See & To Do.....	19
Local Time.....	22
How To Call Campus From Outside?.....	22
How To Call A Taxi?.....	22
In Case of Emergency.....	22

WELCOME TO Istanbul, Turkey

As the largest city in Turkey and one of the largest city in the world with a population of 15.1 million, Istanbul is the largest metropolitan area in Europe. The French emperor Napoleon said: "If the world was a single state, Istanbul would be its capital". Istanbul is a truly magnificent and the only city in the world that spans over two continents; Europe and Asia. You can explore the invaluable historical and cultural heritage this unique city offers within a secure, friendly, multi-ethnic and multicultural environment.



BEFORE ARRIVAL

Visa

VISA might be required for citizens of some countries. However, getting a student visa is not compulsory for your registration. A student can come with any type of visa and register to the university. In case you need a visa to enter the country, you will need to visit the nearest Turkish Consulate in your country with your acceptance letter. Important: If your country has a visa exemption agreement with Turkey, you can directly come without a visa.

Please check Turkish Foreign Ministry web page:
<http://www.mfa.gov.tr/visa-information-for-foreigners.en.mfa>

Residence Permit Application

Students enrolled in an academic program in Turkey for 3 months or longer are obliged to acquire a residence permit as per the Law on Foreigners and International Protection. To do this, you need to make an online residence permit application and submit your files to the immigration office with your fingerprints. However, do not worry; we will guide you through the process and you can find the application details in this guideline. You must complete the online application and required documents right after the registration so that you can submit your hard copy application file to the Immigration Office immediately. If you do not provide all the documents on time, then you will have to submit them to the Immigration Office late. In this case, your card will arrive late and you may face problems such as paying penalty or deportation.

IMPORTANT NOTES

Scan this QR code for information such as obtaining a tax number, opening a bank account, applying for a residence permit, health insurance and more.



Once the Immigration Office goes over your files and approves your application file, the confirmation SMS / email for your application approval will be sent to you.

After receiving the message, your card will be printed and posted by the Immigration Office. Your card is delivered to your contact address by the official carrier, PTT. You must be ready at the address you provided in the application form to receive the card. The postman will not hand over the residence card to anyone other than you. If the postman cannot find you at your address, the PTT will return your card to the Immigration Directorate.

Please be aware that tracking your residence permit card during the posting process is fully your responsibility. To receive your card, make sure you provide the correct address on the application form.

Be aware that Immigration Administration might ask for some extra documents depending on your situation. After receiving your residence permit card, please send a double-sided copy to irolegal@sabanciuniv.edu

ATTENTION: If you leave Turkey after completing your residence permit application, your application may be canceled or you may pay a penalty. In order to avoid any legal problems, we recommend that you apply for your residence permit immediately after registering in the university and do not leave Turkey until you receive your card.

In case you need to leave Turkey before you receive the residence permit card (we do not suggest this except emergencies), please make sure you have an Approval Document (Müracaat Belgesi) with you at the airport that proves your application for residence permit. To take this document, you need to go with your passport to the Istanbul Department of Immigration (İstanbul İl Göç İdaresi) and request the Approval document or you can download it from the online application website. Please make sure to get this document 5 days prior to leaving the country. Please be aware that, you are allowed to leave the country only for 15 days even with the Approval Document (Müracaat Belgesi)!

E-DEVLET PORTAL

E-devlet is a website offering access to all public services from a single point. You can register your IMEI Number, download your criminal record or student certificate or address document.

If you are an internet banking customer of a Turkish bank, you do not need to obtain an e-devlet password. You can enter the platform with your internet banking credentials. Once you enter the e-devlet website, you will see an internet banking option to enter the platform. Select that option, choose your bank, and proceed. Otherwise, you do need an e-devlet password. To get your password, you have to visit a PTT branch (post office) with your active Turkish cell phone, passport, and residence permit card.

OPENING A BANK ACCOUNT

You can open a bank account in Akbank. Please note that you do not have to open a bank account for making Sabancı University payments.

Necessary documents;

- Tax number (to obtain your tax number please look at the page 4)
- Student certificate or student identification card
- A rental agreement or an invoice with your name and address on it (An invoice: electricity, water, or gas bills) or an official document proving your stay in the dormitory
- Passport

Health Insurance

- In order to get a residence permit, you need to have a Turkish health insurance. We'll be helping you about the health insurance after you arrive, and please remember that, your current health insurance will not be accepted in Turkey residence permit applications. For further information scan the QR code below.

Dormitory

To be able to stay in the dormitories, you have to make an online dormitory application and provide all the necessary documents on time.

Please be aware that it is fully your responsibility to provide the required documents and complete the online application process to receive a dorm room.

Access to the systems: You may access the system with your Student ID number which will be sent to you via e-mail by Student Resources.

IMPORTANT: You will be able to make your application after you receive your ID information. Please make sure you apply before the deadline.

Application link: <http://bannerweb.sabanciuniv.edu>

- You must apply to the dormitory online in order to get a room.
- If you do not complete your online application on time, you will not be provided a room.
- Placements are finalized and announced after the online application system closes.
- Please check the calendar for orientation and registration dates and arrange your travel accordingly.

PS: Only double room will be offered for the exchange students.

Once you are informed about your dorm placement result, you will have to access to the online system and upload documents listed below: (Make sure to bring all hardcopies of your documents with you.)

- *Criminal record document (obtaining in Turkey from the courthouse),
- *A copy of passport (for students with foreign nationality)

Course Registration

Course registrations will be made online by the students in person before arriving at Sabancı University. Dates for registration will be shared with you before course registration days. You will be informed about the detailed online course registration by e-mail 2 weeks before the course registration.

Learning Agreement

After the application is accepted by Sabancı University, you may wish to prepare ECTS Learning Agreement (LA) in coordination with your home university. If you are required to prepare a Learning Agreement you are advised to view the Course Catalog as soon as the catalog for the related semester is open.



Academic Advisor

Each student registered at Sabancı University is assigned an Academic Advisor. The responsibility of the Academic Advisor is to monitor your personal and academic development and provide guidance in the registration, add-drop courses. You should contact your academic advisor upon your arrival to discuss your course selection. Academic advisors will be able to guide you with all your academic related questions. Please consider your advisor's suggestion before you make any changes during the course add/drop period, which you can read about in 'After Arrival' part.

Buddy Students

International Relations Office organizes a buddy program to support you. You are going to be matched with local students who can offer additional information about the Sabancı University community, academics and cultural information. IRO will inform you about the contact information of your buddy, before your arrival.

SU-net username and password and Wired MAC address registration

Sabancı University wireless is the University's

campus-wide wireless network permitting secure and convenient network access in campus buildings. It

offers secure access and encrypting user data over the wireless airwaves. In order to connect to a wireless network at Sabancı University, you should have a .SU-net username and password. **To create an account** the first thing you have to do. With this account you will be able to have an access to SU information system and thus complete course registration, access to your records...etc.

You can create your account by following the steps in the email that has been sent to you about your Student ID. **Please check new comers link in order to create your account:**

<http://newcomers.sabanciuniv.edu/en/welcome>

Wired Network Connection

In order to connect to a wired network at Sabancı University you must do a MAC address registration. You also need to connect to a wired network in your dorm rooms. From the following link, you can find how to register your laptop to a wired network: <https://mysu.sabanciuniv.edu/it/en/connecting-wired-network>



How to get to campus?

Sabancı University has shuttle service which you can find details here (stations, working days/hours, etc.) You can benefit from shuttle services with fee. We highly recommend you to exchange your money while you are at the airport or beforehand and have Turkish Liras in cash since you will need it while using any kind of transportation services. International Relations Office is located in the Sabancı Business School Building. Please make sure that you get off at the right stop – which is Sabancı Business School Building / YBF – Yönetim Bilimleri Fakültesi) parking lot (P12).

From İstanbul Airport to Campus

- Havaist Shuttles::

To 4. Levent:

- First step: Take the Havaist Shuttle from İstanbul Airport to 4. Levent.
- Second Step: Take Sabancı University Shuttle from 4. Levent

To Kadıköy:

- First step: Take the Havaist Shuttle from İstanbul Airport to Kadıköy.
- Second Step: Take Sabancı University Shuttle from Kadıköy.

To Sabiha Gökçen Airport:

- First step: Take the Havaist Shuttle from İstanbul Airport to Sabiha Gökçen Airport (SAW)
- Alternative Second Step: Take a Sabancı University Shuttle from Kurtköy Metro to campus. You can access to the Kurtköy Shuttle by Metro from the airport.

For Havaist Shuttle Schedule and ticket booking/ buying please visit their website: <https://hava.ist/en>

For Sabancı University Shuttle Schedule and shuttle stops please visit: <https://www.sabanciuniv.edu/en/shuttle-hours>

- Taxi (~250-350 TL):

If you take the taxi to the campus, it should cost between 250-300 TL. Please note that prices for bridges and paid roads are not shown on taximeters. They are added to taximeter prices later on, when you are making the payment. However, the trip should not cost much more than 350 TL. There are also price tables inside the airport that offer a more standardized version of costs for taxis. For estimating taxi costs, you can use apps like iTaksi or BiTaksi.

From Sabiha Gokcen Airport to Campus:

Option 1 :

You can access to the Kurtköy Shuttle by Metro from the airport. There are shuttles from the Kurtköy Metro Station to the Tuzla Campus. It is the most direct route you can choose. You should check latest shuttle schedule from the web site before you depart from home. <https://www.sabanciuniv.edu/en/shuttle-hours>

Option 2 :

AFTER ARRIVAL



Orientation

You will be oriented to Sabancı University and to the city. The orientation is a great chance to learn about practical information and to meet other exchange students. The days for orientation will be announced via the official website of Sabancı University and IRO website and also will be e-mailed to you.

<http://www.sabanciuniv.edu/en/academic-calendar>

<http://iro.sabanciuniv.edu>

Registration at Sabancı University

In order to enroll at Sabancı University, you must upload the required documents to the online system within the stated dates by the Student Resources Office. To be able to complete your registration to SU, please check out your email box about the instructions that you need to follow. This is crucial to complete your registration, and to be able to get your student card. The details will be shared in the orientation program.

Required documents :

1. A copy of the following pages in your passport containing your photo, information concerning identification, Visa and the stamp in your passport showing your last entry date to Turkey. The last entry date is the date you arrive to Turkey for your exchange stay.
2. 1 passport sized, portrait photo (4.5 x 6 cm) photos (taken in the last 6 months, head and neck open, clearly identifying the person)

Student ID card

After the enrollment, you will receive a Student ID card in approximately one week. This document will be used not only for identification purposes, but also to benefit from campus facilities, such as Information Center services, transportation, cafeteria, sports center, photocopy and printer facilities etc. For further information please check the part "Campus Facilities".

How to get a student ID card?

It will be distributed by the security office.

Tax Number

The tax number is necessary to make important payments, such as the residence permit fee, opening a bank account, or registering your mobile phone. Once you receive your residence permit card, you will have your foreign ID number.

You can use your foreign ID number for all legal issues, however until you receive it, the tax number is the ID number you should be using for financial arrangements.

There are two ways of acquisition of tax number:

- Online application: Visit the official web page of Tax Office. <https://ivd.gib.gov.tr> Click on the Application For Non-Citizen's Potential Tax number button on the bottom of the page. The application form has English explanations, and it requires you to upload your passport ID scan. They system will give you a Tax ID number once you submit the form. Please enable cookies and pop-up on your browser since your Tax ID number will be given to you as an official letter in a PDF format. If you cannot obtain an online tax number, you must visit the nearest tax office in person.

- In-person application: You need to visit a Tax office with your original passport and its copy. Keep in mind

that the International Relations office will help you with the residence permit application during the orientation week, thus, tax numbers have to be obtained before that. Without the tax number, we will not be able to help you. Everything starts with the Tax Number.

In case you need to go to the tax office on your own, the nearest tax offices' addresses are given below:

- **Yakacık Tax Office:** Hürriyet Mahallesi Yakacık D-100
- Kuzey Yanyol Cad. No:47/A-B Kartal/İstanbul
- **Kadıköy Tax Office:** Osmanağa, Halitağa Cd. No:19,
- 34714 Kadıköy/İstanbul

Important

If you already have a residence permit card or Turkish citizenship/blue card, you can use your Turkish ID Number instead of tax number.

Cell phone registration

If you have brought your own cell phone to Turkey you must register it within 120 days (4 months) after your last entry date to Turkey. If not, your phone will be blocked by the end of 120 days.

Cell phone registration fee can be paid at the nearest Tax Office, which is Tuzla Tax Office (Address is Hürriyet Mahallesi Yakacık D-100 Kuzey Yanyol Cad. No:47/A-B Kartal/İSTANBUL) for those living on campus; or Bostancı Tax Office ; You can use the Kadıköy shuttle from campus to there. Address is İçerenköy Mahallesi, Değirmenyolu Sk. Maliye Kompleksi No:18, 34752 İçerenköy/Ataşehir/Ataşehir/İstanbul.

Please note that you need a Tax Number, before you can register your cell phone (When you go to get your tax number you can pay the phone registration fee and the same date you can make your phone registration at Turkcell* or Vodafone** which are the only operators for phone registration). After you have paid your cell phone registration fee in the Tax Office, you will get a receipt from them, which you have to submit to a Turkish Operator company branch mentioned above.

Step 1

You will pay cell phone registration fee (approximately 6091TL) at tax Office. The Tax Office requires:

- Your passport
- Tax Number
- IMEI number*** (you can find it by calling *#06# in your phone)

Step 2

You can make your phone registration at Turkcell* or Vodafone** which are the only operators for phone registration.

Operator requires:

- Original passport and its copy
- Residence Permit
- Receipt of cell phone registration fee
- Last entry stamp (it should be visible and readable. If it is not, you need to get an entry document from the airport or at the nearest police station.)
- You should buy a Turkish cell phone number (Turkcell, Vodafone or other service provider)Your cell phone will be registered on this phone number and you can use just this phone number with your current cell phone. (If you submit your residence permit card during the cell phone registration, your cell phone will be registered on your residence permit. Thus you can change your Turkish cell phone number whenever you need.)



***(What is an IMEI number?) An IMEI number is a 15 or 17 digit unique number to identify mobile devices, as well as some other devices. It is usually found printed on the phones back under the battery. It can also be displayed on the phones screen by entering *#06# on the phones keypad.

Notes:

- If you make your cell phone registration without your residence permit card, you can use your cell phone just on one phone number which you buy during the registration.
- Only one cell phone can be registered during 2 years.
- You must make your cell phone registration in person. If you buy a cell phone in Turkey, you do not have to make a cell phone registration.

Student IETT Card

For low-cost public transportation in Turkey, you can apply for a Student Istanbul Card. In order to apply for this card you need have your YOK number, given by the Student Resources Office(you can get it also International Relations Office). Then you need to visit İETT İşletmeleri Genel Müdürlüğü Elektronik Kart Yönetim Müdürlüğü Karaköy/İSTANBUL (Near Tünel).

Necessary Documents

1. YOK number
2. Student certificate
3. Passport and copy of passport
4. Fee of the card

Student Certificate

Student Certificate is an official document stating that you are a student of Sabancı University. You can ask for a student certificate in following ways:

- Please request your student certificate through online platform (<https://mysu.sabanciuniv.edu/sr/en/document-request-form>) and it will be sent to your SU email account via email.

Course Add-drops

You will make your course add-drop via online and International Relations Office will inform you about the add-drop date. After the online add-drop, you can make changes on your learning agreement. Any changes made about the courses you are registered for must be displayed on the new learning agreements During Mobility Table. Both the newly picked courses and the ones that have been dropped must be shown. The academic advisor, assigned by the relative faculty, will help you with course add-drops, registration procedures and monitoring your academic development. You can see your advisor's name on Student Information System by clicking the following links respectively after you login: Student & Financial Aid / Student Records / Advisor Information. **Please be aware that, no add-drops will be done after the stated period. For this reason, you should decide all the changes on your courses BEFORE the add drop period ends. Otherwise, you'll not have a chance to drop the courses you take, or add new courses.**

Turkish Language Courses

The language of instruction at Sabancı University is English (with only few exceptions). Still learning some Turkish can be very useful and you can find some opportunities during your exchange period to learn this language. Turkish Courses at Sabancı University is offered by School of Languages (SL) and the most popular Turkish Courses among exchange students are Turkish Basic I and Turkish Basic II. Both courses are offered by SL.

For more information about these courses please check the links below:

- <http://iro.sabanciuniv.edu/node/390>
- <http://sl.sabanciuniv.edu/>

Residence Permit Renewal

If your studies continue past the expiration date of your card, then you have to extend your residence permit. Please be aware that the extension application is fully your responsibility. You have to make yourself familiar with the extension process from the Immigration Office web page and apply for extension before your residence permit expires. If you do not do so, you will face penalties and even deportation. Therefore, we suggest that you add your expiration date to your personal calendar and make sure to set a reminder at least 2 months in advance. (You have to make your extension application before the expiration date. If you miss the date, then you can still apply within 10 days of expiration, which might bring penalty payments)

The steps you should follow for residence permit extension;

1. You should make your online residence permit extension application at this link: <https://e-ikamet.gov.tr>
2. You should select the "extension" button and fill in the form.
3. After filling the form, you need to select an appointment place. After this step, you need to get a print of the application form and prepare necessary documents list as below. The appointment date will be sent to your mobile phone via SMS.
4. You should submit your documents to Provincial Immigration Administration by yourself. You should complete all the necessary documents before your appointment date and submit it to the Provincial Migration Administration in person.

Necessary documents for residence permit extension applications;

- Residence Permit Application Form (Signed)

Scan the QR code for the steps and necessary documents on how to apply for a residence permit extension if you need it.

Notes:

You can stay in Turkey 10 days after you leave the university. If you will stay more than 10 days after leaving university, you have to pay penalty at the airport when you leave Turkey. You can apply for a short-term residence permit before your residence permit becomes invalid.





WHAT IS WHERE ON CAMPUS

Student Resources Unit (Administration Building)

Enrollment, course registration, correction of enrollment errors, student ID card, student certificate, name or address, transcripts, scholarship for current students, tuition fee payments.

Tel : +90 (0) 216 483 9058

E-mail : sr@sabanciuniv.edu

Health Center

The Health Center on the 2nd floor of the Social Services Hall (D2) has a medical team on call 24/7, and has a full-equipped ambulance.

IMPORTANT! Please complete your blood tests (Hepatitis A (Anti-HAV IgG), Hepatitis B (HBsAg, Anti-HBs, Anti-HBc IgG), Measles (Rubeola), Rubella and Mumps, CBC (Hemogram) and have a chest x-ray taken in order to fill out your Student Medical Information Sheets online. (Refer to Completing Medical Records.)

For details and questions about the Medical Information Sheets:

Health Center

Telephone : 0 216 48399 23/46/24

Email : healthcenter@sabanciuniv.edu

Student Activities (University Center 1098)

Student Clubs

Tel : +90 (0) 216 483 9457

E-mail : clubs@sabanciuniv.edu

Sport Activities (Sports Center)

Facilities, sports team, hall of fame, sports courses, tournaments and reservations.

Tel : +90 (0) 216 483 9064/47/44

E-mail : spor@sabanciuniv.edu

International Relations Office (Sabancı Business School, 1st Floor)

1. Legal Issues: Residence permit, tax number, phone registration etc.

Tel: +902164839397

E-mail: irolegal@sabanciuniv.edu

2. Mobility Issues: Issues related to the mobility program, its documents, visa, trouble-shooting for other problems not handled elsewhere.

Tel: +90216568719

E-mail: suincoming@sabanciuniv.edu

Center for Individual Academic Development (University Center, 1st floor)

Writing Support, Special Needed Student Support, CIAD Counselors and Psychotherapy.

Tel : +90 (0) 216 483 9299

E-mail : bagem@sabanciuniv.edu

Information Center

Book collection, multimedia, reserve/e-reserve, digital collection such as e-books, SU e-literature and SU e-theses.

Tel : +90 (0) 216 483 9214

E-mail : bm@sabanciuniv.edu

Career Development Unit (Administration Building Room Go30)

Career development workshops, company/sector presentations, basic information and personal development seminars and practice sessions.

Tel : +90 (0) 216 483 9354

E-mail : career@sabanciuniv.edu

Communication Center

Mailing of letters, cargos, cards or telegraphs.

If you are staying on campus, you will receive a mailbox and a mailbox key. The mailboxes are located on your dorm building.

Location: Ground floor of the D2 Building.

Tel : +90 (0) 216 483 9915

E-mail : tmpmbox02@sabanciuniv.edu

Call Center

All problems related to living on the campus.

Tel (on campus): 9988

Tel (of campus) : +90 (0) 216 483 9988

Dining Hall (University Center)

University Cafeteria (breakfast, lunch, and dinner are served. More than 30% discount for four plates of food by putting money into the Student ID Card).

E-mail : yemek@sabanciuniv.edu

Health Center (D2 Building, 1st floor)

Preventive medical services, medical treatments, immunizations, emergency services laboratory, supply of medicine, basic health care and health insurance information.

Tel (calling from campus): 6666

Tel : +90 (0) 216 483 99 23

Banking(University Center)

Payments, opening a bank account and ATM services.

Working hours:

Mon-Fri 8.30-17.00

Homer Bookstore (University Center)

Newspapers, magazines, English and Turkish texts, course books and stationary.

Working hours:

Mon-Fri 8.30-17.00



ŞOK Minimarket (University Center)

Greengrocer, fruiterer and food.

Working hours:
08.30 – 19.30 (Everyday)

Copy Center - Merkom(University Center)

Photocopy and scanning service

Working hours:
Mon-Fri 08.30 – 16Ç45 (Weekdays) Closed at weekends

Gürsel Shuttle Office (shuttle departure area on campus)

Putting money into the Student ID Card for transportation.

Office hours:
Mon-Thur 08.30-17:30 Fri 08.30-17.00
Weekend 08.30-17.00

Dormitory (Dormitory Area)

Room number, key, room changes, damages in the room and all other problems and questions concerning the dormitories. Please contact with your dormitory staff.

Email: yurtlar@sabanciuniv.edu

A1-A2-A6-D1B Buildings / RezarH asdemi

Office: A1-G034 (0216 4839926)

Mail to: rezan.hasdemir@sabanciuniv.edu

A3-A4-A5-D1A Buildings / Serdar Önce

Office: A3-G008 (0216 4839938)

Mail to: serdar.once@sabanciuniv.edu

B4-B10-B11 Buildings: Gamze Ayık

Office:A6-G034 (0216 4839927)

Mail to: gamze.ayik@sabanciuniv.edu

B8-B9-B12 Buildings / Şennur Kargı

Office: B8-G042 (0216 4839934)

Mail to: sennur.kargi@sabanciuniv.edu

B2-B3-B5-F-G Buildings /Mehmet Deveci

Office: B5-1034 (0216 4839933)

Mail to: mehmet.deveci@sabanciuniv.edu

B1-B6-B7 Buildings / Bülent Aktaş
Office: B7-G042 (0216
4839936)

Mail to: bulent.aktas@sabanciuniv.edu

Dormitory Night Support

Office : B1-G042
(0216 483 9932-9935-9945)

Email: yurtlargece@sabanciuniv.edu

Performing Arts Center (Near the lake)

Art performances such as operas, theater plays and concerts enhancing the quality of life of the entire community.

E-mail: sgm@sabanciuniv.edu

Hair Dresser (D2 Building, 1st floor)

Services for hair styling

Working hours:

Mon-Fri 08.30 – 19.30 Saturday: 09.30 – 17.00

Nearby Shopping Center - Viaport

Viaport is an open-air concept shopping mall and a living center near to Sabancı University.

You can find there shops of famous brands, restaurants, cafes, banks and whatever you need. You can go there by using Sabancı University Shuttle Services. To see the shuttle hours, please use the following link:

<http://www.sabanciuniv.edu/en/transportation/shuttlehours>.

LIVING IN ISTANBUL

You can explore the invaluable historical and cultural heritage this unique city offers within a secure, friendly, multi-ethnic and multicultural environment. As the largest city in Turkey and 5th largest city in the world with a population of around 15 million, Istanbul, is the largest metropolitan area in Europe. Due to very intensive internal migration from other regions of the country, the city itself embraces almost all local characteristics of Turkey. You can check the website of <http://yabangee.com/> for more information about İstanbul, city life, what to do, culere etc.

History of Istanbul & Religion

During its long history, as Constantinople or Istanbul, the city served as the capital of the East Roman, Byzantine, Latin, and Ottoman Empires. Muslims constitute the religious majority. At the same time, many minority religions, particularly Christianity and Judaism, are permanent and respected elements of Turkey's spiritual mosaic, observing their beliefs for over 900 years, with synagogues and churches in cities.

Please note that we have masjid/ prayer room on campus in the second floor of university center.

Suleymaniye Mosque:

Constructed by the great Ottoman architect Mimar Sinan, Suleymaniye Mosque is the second largest mosque in Istanbul. 16th-century masterpiece, Suleymaniye Mosque was built for Suleyman the Magnificent.

Sultanahmet:

Scene of chariot races and the center of Byzantine civic life. There are an Egyptian Obelisk, a stone obelisk and the Serpentine Column which were originally brought by the emperors and used for the decoration of the Hippodrome. Today it's a nice area for picnics and meetings.

The Hagia Sophia:

It was the great cathedral of Byzantium for over a thousand years and was the greatest mosque in the Ottoman Empire for five centuries. Keep an eye out for the shallow pits in the stone floor either side of the massive central doorway, created by the shuffling feet of the guards stationed there over the ages. Church of St. Anthony of Padua, Istanbul – Istiklal Avenue – Beyoglu District Istanbul Hagia Triada Greek Orthodox Church, Taksim Square - Istanbul

Little Hagia Sophia – Kumkapı, Fatih District Istanbul

Fun & Nightlife

You should not forget that Istanbul is a living city all day long; you can continue your fun at night. As you see, we cannot make a “to do” list for Istanbul, because nobody is able to have time to explore Istanbul in a few weeks. This enormous city is like an ocean to discover. And, this city is waiting for new guests!

Supperclub Istanbul:

Muallim Naci Cad. No: 55 Ortakoy

You must be ready to experience the “unusual” and “unexpected” when you visit this place. World-famous nightclub Supperclub has a branch in Kurucesme, in the heart of Istanbul's nightlife. You can listen to club music played by famous DJs, watch dancers and dance with them until the sunrise.

Things to See & to Do

Istanbul is a city of joy especially at weekends. There are lots of opportunities in the city, let's have a look at some of them; you can walk around Moda, Ortakoy or Taksim area to feel fresher in the morning, and delicious Turkish foods will always be with you.

Yerebatan Sarnıcı (Basilica Cistern):

Byzantine underground cistern, Yerebatan Sarayı is located near south-west of Hagia Sophia. Founded by Justinianus I, a Byzantine Empire (527-565), began to be called by the public “the Sinking Palace” – and not without a reason, seeing the great number of marble columns arising out of the water. Make sure you find the head of Medusa that forms the base of one of the columns. Open daily, 9am-5.30pm.

Topkapı Palace:

Topkapı was the first Ottoman palace to be built (1466-1478) in the newly conquered capital of the Empire. Located on the spot where the foundations of the city were first laid in ancient times by Megarian Chief Byzas in 7th century BC, the palace boasts one of the most beautiful views of Istanbul, incorporating the Bosphorus, the Golden Horn, the two shores and the sea of Marmara. Open daily except Monday between 9:30am-5:00pm.

Dolmabahçe Palace:

Dolmabahçe Palace was built in 1853 in the rapidly growing northern section of the city, at the Marmara outlet of the Bosphorus, to replace the Topkapı Palace which was pulled down for the purpose. It housed Sultans and their families before the Republic, and it was then used by Mustafa Kemal Atatürk during his visits to Istanbul. Atatürk died here on the 10th of November, 1938. The palace now serves as a museum and a guest-house used for receptions for foreign statesmen. Open daily except Mondays & Thursdays between 9.00am-4.00 pm.

Symbols of the City

Kız Kulesi (Leander's Tower - Maiden Tower):

A 12th century stone tower erected on a rock at the entrance of the Bosphorus. This tower, which has served as a prison and a lighthouse, became the source of many legends in ancient days. It's now open to the public as a cafeteria and an elegant restaurant which hosts concerts and meetings as well. Transportation to the Tower is valid by private shuttle boats from both shores of the Bosphorus.

Galata Kulesi (Galata Tower):

A 55 meter tower providing a panoramic view of the old town, Galata Tower was built by the Genoese as part of the wall surrounding their district of Galata directly opposite Byzantium (Constantinopolis). The tower now houses a restaurant.





Electronic Tickets

There are many events all over İstanbul that you can participate. In order to keep track of those, you can follow these sources:

Radar İstanbul: <https://www.ibb.istanbul/arsiv/40413/radar-istanbul-kultur-sanat-asistaniniz-olaca>

Biletix: <https://www.biletix.com/anasayfa/TURKIYE/tr>

Anadoluhisari (Anatolian Fortress):

A 14th century relic of the Ottoman's first attempt to conquer İstanbul, Anatolia Fortress is located on the Asian shore at the narrowest point of the Bosphorus. Sultan Yıldırım Bayezit built this fortress in 1393 on the ruins of a Byzantine temple dedicated to Zeus. It's much smaller in size, when you compare with Rumelihisari on the European side of İstanbul.

Rumelihisari (Rumeli Fortress):

Sultan Mehmet the Conqueror built Rumeli Fortress in just four months directly to the opposite of the Anadoluhisari in 1452 in preparation for the final attack on Constantinople (İstanbul), which led to the downfall of the Byzantine Empire. Today, the fortress hosts many concerts and dramatic performances in its amphitheatre in summer. The fort is open to the public as a museum as well (except on Mondays).

Mısır Carşısı (The Egyptian Spice Bazaar):

Built in the 17th century next to the Golden Horn, the Spice Bazaar is the second largest covered bazaar in İstanbul. Originally housing shops selling medicine and spices, the Spice Bazaar continues to fulfill its original function. This distinguished example of Ottoman architecture continues to sparkle with life even today. Open every day except Sundays and National Holidays.

The Hippest Neighborhoods

Beyoğlu-Cihangir-Galata:

This is like the heart of the city where everyone finds himself after work. You can walk down the İstiklal Street window shopping, have some snacks in a café in Asmalimescit, and walk down to Galata where you can find the hippest small design shops of young Turkish designers. If you lead to Sishane, you can find IKSVDeniz Palas and the Pera Museum. If you go back to Taksim Square and turn your way to Cihangir, the hometown of Turkish movie stars, directors, artists and writers. Walking through the narrow streets, you can see the old houses, witness the daily life of neighbors and visit the antique stores. The most traditional of İstanbul's eateries are the taverna-style meyhanes where you can sample tapas-like meze. **Asmalimescit** in Taksim Beyoğlu is the right place to go if you want to try meyhanes.

Go to **Balık Pazarı (Fish Bazaar)** in Beyoğlu. This is the place to find lots of seafood, antiques, handcrafts, and carpets. A must see.

Go to **Nevizade** in Beyoğlu, an area full of casual bars with terraces and

outdoor spaces. Drink cold beer and eat mussels and kokorec.

Go to **Cicek Pasajı** in Beyoğlu. A nostalgic place full of meyhanes. A must see.

Robinson Crusoe is a great bookshop located in Beyoğlu where you can find international books and magazines.

Akaretler-Nisantası:

This is the design district of İstanbul where you can find brands like Armani, Gucci, Prada, Yves Saint Laurent, Burberry and many others side by side. There are hip design cafes and chic restaurants as well as art galleries and cinemas. You must definitely go there, if you like fashion and luxury.

Ortaköy-Kuruçeşme-Bebek:

On the banks of Bosphorus, you may find many good restaurants and nightclubs which lead the city's nightlife. And on a Sunday morning, you can see the Turkish jet-set having their breakfast in a café in Bebek, jogging or swinging their kids in the playground.

Bağdat Caddesi:

This is like an open air shopping mall. A very long street full of fashion stores and cafés, Bağdat Street is the place where people go to if they are on the Anatolian side. You can make shopping, and then have a walk to the Caddebostan where you can have a walk through the seashore.

Take a boat trip on the Bosphorus. Ferries, private boats and water taxis on the Bosphorus are one of the most attractive ways to get around the city. Boats can transport you from Europe to Asia in a matter of minutes. You can also use the two bridges if you prefer to travel by car.

Try **Turkish coffee**, **nargile** (hubbly-bubbly pipe), **baklava** (a Turkish pastry) and **Turkish delight**.

Have a bath in Turkish hamams. If you prefer a historical hammam, you may prefer **Cagaloglu Hammam** near the Grand Bazaar. Otherwise, **Caudalie Vithotherapy Spa** in Hotel Les Ottomans offers a luxurious, modern

take on the Turkish bath using Caudalie products and has couples treatments.

Take a ferry up the Bosphorus to **Anadolu Kavağı**. The village is surrounded by wooded hills and there are great views from the Byzantine Yoros castle which once controlled the Black Sea approaches.

Go to peaceful **Princes' Islands** in the Sea of Marmara to the south of İstanbul. Four of the nine islands are easily accessible by ferry from İstanbul. Burgazada, with its horse-drawn carriages and its Greek Orthodox Church of St John the Baptist, is particularly charming. İstanbul is like a big stage where you can find many cultural events for all tastes. Some of the most important ones are the International Music Festival (June), International Jazz Festival (July), International Film Festival (April), İstanbul Biennale (September), Contemporary İstanbul Arts Festival (November).



Princes Islands



Local Time

In Istanbul the local time zone is GMT+3 and time is always used on 24 hours.

How To Call Campus From Outside

The central phone number of the campus is +90 216 483 90 00 or 91 00 for International Office. After dialing this number, the 4 digit extension number can be dialed (which will be written on the phone in your dorm room, if you are staying on campus.)

How To Call a Taxi?

From Campus:

Tepeören Taxi :+90216 394 44 52

You can call and say

- I am calling from Sabanci University (in Turkish - Sabanci Universitesi'nden arıyorum)
- I want a taxi to ... building (in Turkish - ...binaya bir taksi istiyorum)

You can set up the Bitaksi App on your phone.

In Case Of Emergency

Within Campus:

- Health 6666
- Security 5555
- Call Center 9988

All Over Turkey:

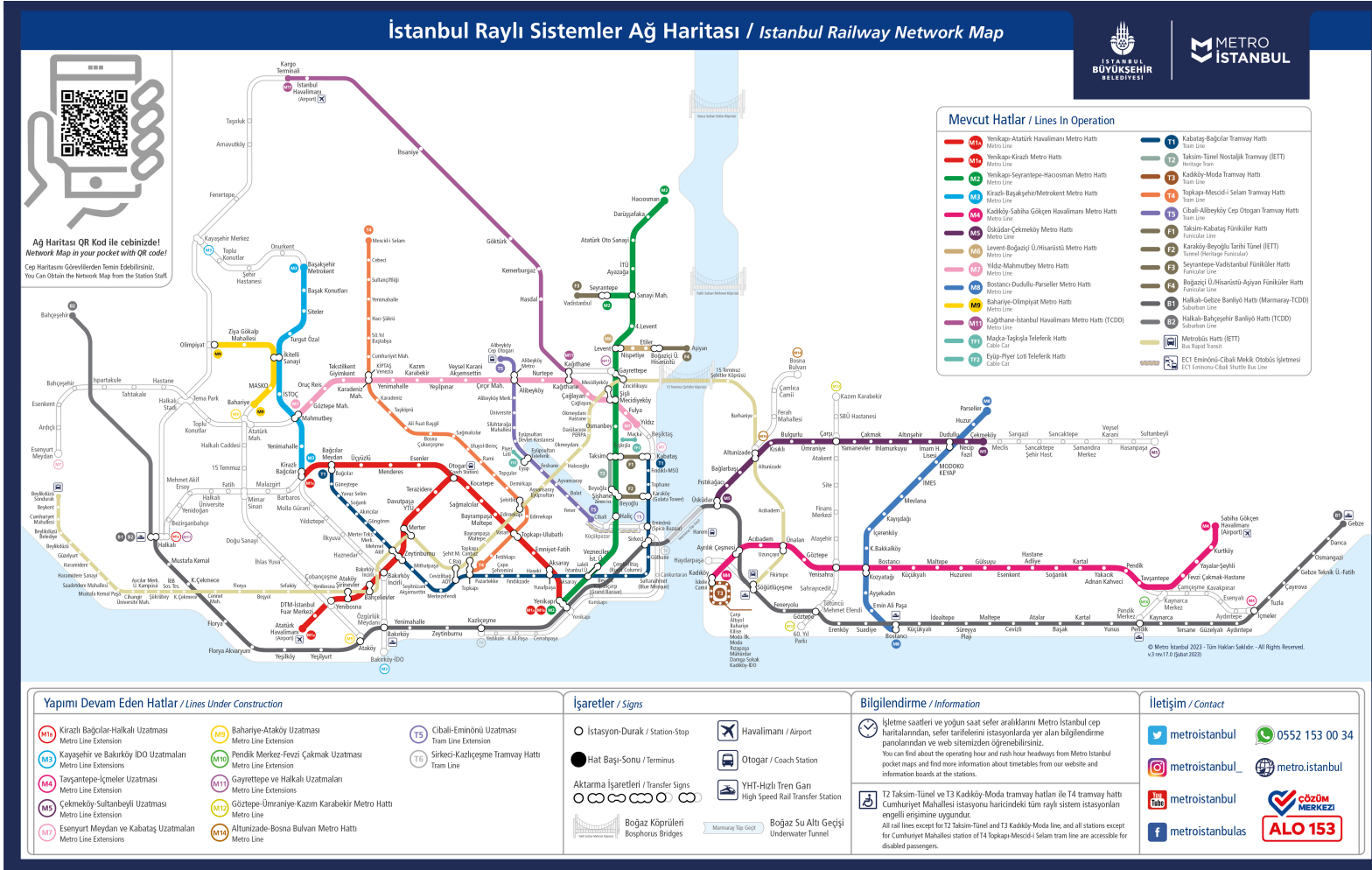
- (free of charge and no area code is needed)
- General Help 112
- Ambulance 112
- Police 155
- Gendarme 156
- Fire 110

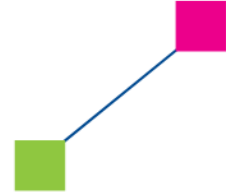



Public Transportation

In İstanbul has a vast public transportation network, stretching across the city by water, land and underground. You can take advantage of them as you travel the city. You will need your İstanbulCard in order to be able to use them.

<https://www.metro.istanbul/YolcuHizmetleri/AgHaritalari>





Sabancı Universitesi


Sabancı University International Relations Office

Orta Mahalle, Üniversite Caddesi No: 27
34956 Tuzla-İstanbul

Phone: 0216 483 91 00

E-mail: suincoming@sabanciuniv.edu

Web: iro.sabanciuniv.edu

 [suexchangeoffice](https://www.instagram.com/suexchangeoffice)